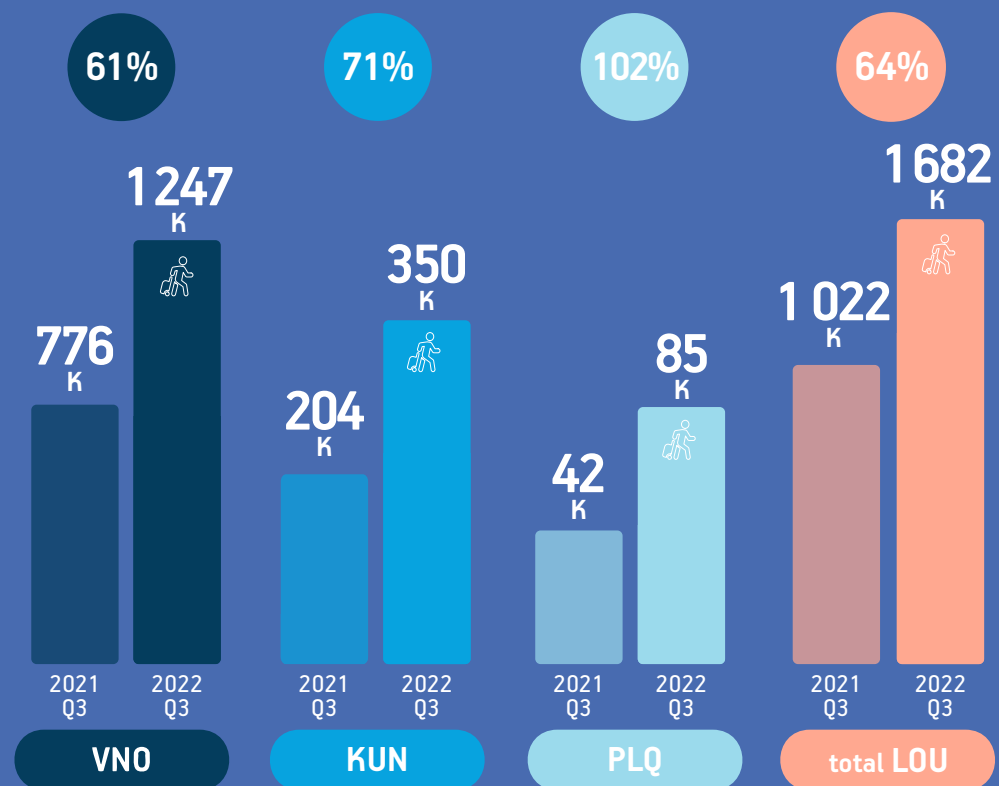
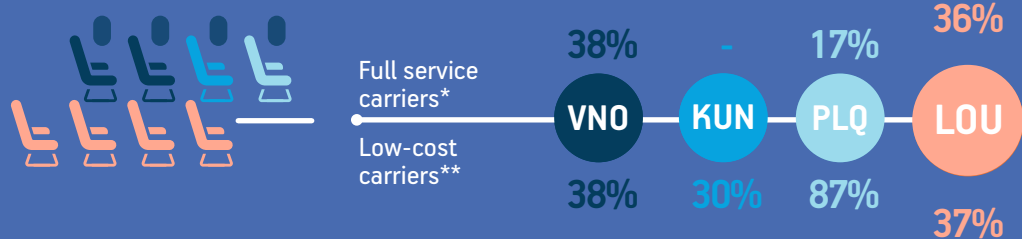


PASSENGERS, K. CHANGE



SEATS OFFERED

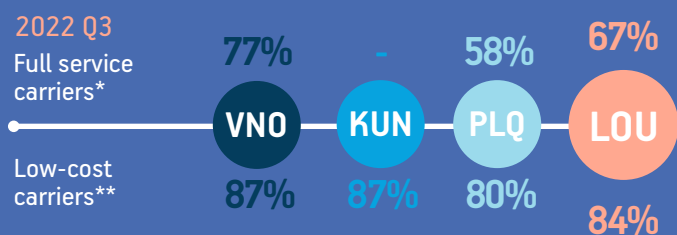

Change 2021 Q3 vs 2022 Q3



* - Airlines operating scheduled flights excluding low-cost carriers


** - Ryanair, Wizz Air, Norwegian Air Shuttle

AVERAGE LOAD FACTOR



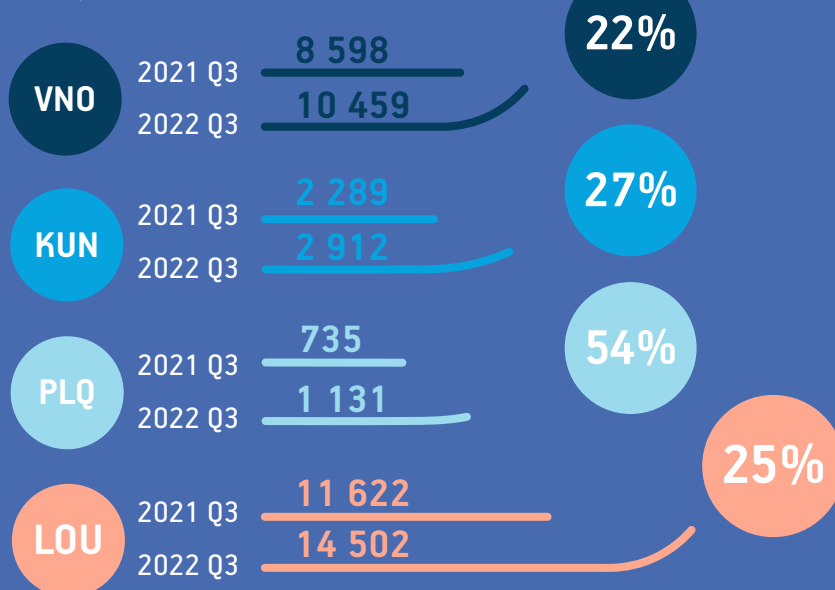
* - Airlines operating scheduled flights excluding low-cost carriers

** - Ryanair, Wizz Air, Norwegian Air Shuttle

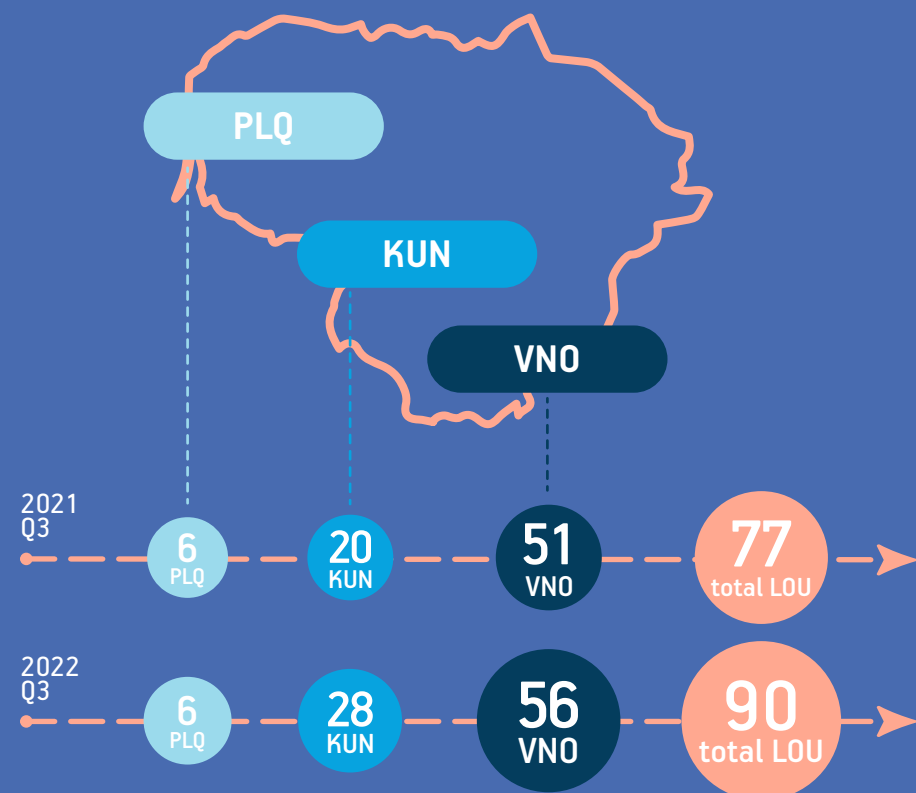


FLIGHTS

Change



NUMBER OF ROUTES



CARGO, K, T

Change



TOP 10 COUNTRIES BY PASSENGERS

COUNTRY	PASSENGER SHARE
1. UNITED KINGDOM	21%
2. GERMANY	9%
3. NORWAY	8%
4. DENMARK	8%
5. POLAND	6%
6. ITALY	5%
7. IRELAND	5%
8. LATVIA	5%
9. NETHERLANDS	4%
10. GREECE	4%

TOP 10 DESTINATIONS BY PASSENGERS

DESTINATION	PASSENGER SHARE
1. London LTN	9%
2. Copenhagen CPH	5%
3. Riga RIX	5%
4. London STN	5%
5. Oslo OSL	5%
6. Warsaw WAW	5%
7. Dublin DUB	4%
8. Helsinki HEL	3%
9. Stockholm ARN	3%
10. Frankfurt FRA	3%

TOP 5 AIRLINES BY PASSENGERS

RYANAIR	47%	LOT POLISH AIRLINES	5%
WIZZ AIR	20%	NORWEGIAN AIR SHUTTLE	4%
AIR BALTIC	12%		